




defining a degree of excellence

MRTD0202

Type MRT

Time Lag Radial Lead Micro Fuse Series



Electrical Characteristics (IEC-127-3 STANDARD SHEET 4)

Rated Current	1.5 In		2.1 In		2.75 In		4 In		10 In	
	MIN	MAX	MIN	MAX	MIN	MAX	MIN	MAX	MIN	MAX
80mA to 6.3A inclusive	1 hr.	2 min.	400 ms	10 sec	150 ms	3 sec	20 ms	150 ms		

Approvals



Safety Agency Approvals	Amp range / Volt @ I.R. ability
Certificate No. 9434106, 9445096, 9524234, 9528130, 9921061	80mA to 5A / 250V AC@ 35A or 10 In whichever is greater
License No. 139937	80mA to 4A / 250V AC@ 35A or 10 In whichever is greater
Recognized File No. E20624	80mA to 6.3A / 277V AC@ 100A
Acceptance File No. LR39772	80mA to 6.3A / 250V AC@ 50A
Approval File No. 32-1791	1A to 5A / 250V AC@ 100A

Environmental Specification

Soldering Heat Resistance

260°C, 10 sec. per IEC 68-2-20

Vibration Resistance

10-55 Hz x 3 axis/ no load (MIL-STD-202, Method 201)

Shock Resistance

MIL-STD-202, Method 213, Condition I (Sawtooth)

Moisture Resistance

MIL-STD-202F, Method 106

Salt Spray

MIL-STD-202, Method 101, Condition B (48Hrs)

Operating Temperature

-55°C to +125°C

Physical Specification

Materials

Base and Cap: Black thermoplastic, UL 94-V0

Pins: Tin plated copper alloy

Marking

On fuse:

“bel”, “T”, “Current Rating”, “250V”, “ ”

On label:

Above info plus “MRT”, “ ” and Interrupting Rating

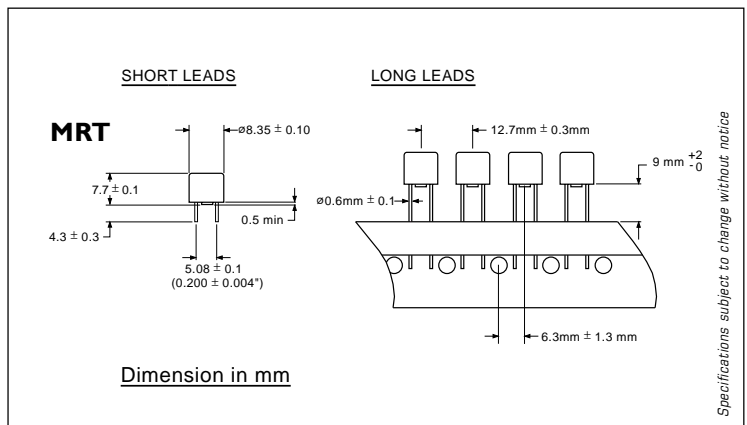
Catalog Number	Ampere Rating	Typical Cold Resistance (ohm)	Volt-drop @100% In (Volt) max.	Melting I ² T < 10 mSec (A ² Sec)	Melting I ² T @10 In (A ² Sec)	Maximum Power Dissipation (W)
MRT 80	80mA	3.3	0.40	0.01	0.01	0.10
MRT 100	100mA	2.2	0.35	0.02	0.02	0.11
MRT 125	125mA	1.5	0.30	0.04	0.04	0.13
MRT 160	160mA	1.0	0.28	0.07	0.06	0.15
MRT 200	200mA	0.7	0.25	0.12	0.11	0.17
MRT 250	250mA	0.5	0.22	0.38	0.41	0.19
MRT 315	315mA	0.38	0.19	0.60	0.66	0.22
MRT 400	400mA	0.28	0.16	0.95	1.05	0.25
MRT 500	500mA	0.21	0.15	1.50	1.66	0.29
MRT 630	630mA	0.16	0.13	2.4	2.6	0.33
MRT 800	800mA	0.12	0.12	3.7	4.2	0.38
MRT 1	1A	0.09	0.11	5.9	6.7	0.44
MRT 1.25	1.25A	0.06	0.10	9	11	0.51
MRT 1.6	1.6A	0.047	0.095	15	17	0.58
MRT 2	2A	0.035	0.090	23	27	0.67
MRT 2.5	2.5A	0.026	0.087	37	43	0.77
MRT 3.15	3.15A	0.019	0.083	58	69	0.88
MRT 4	4A	0.014	0.080	92	110	1.02
MRT 5	5A	0.010	0.077	145	175	1.17
MRT 6.3	6.3A	0.008	0.073	230	281	1.34

Consult manufacturer for other ratings

Packaging

1. In bulk: 1,000 pcs per box (Short Leads)
2. On Tape: Ammo pack, 1,000 pcs per box, per IEC-286-2 (Long Leads)

Mechanical Dimensions

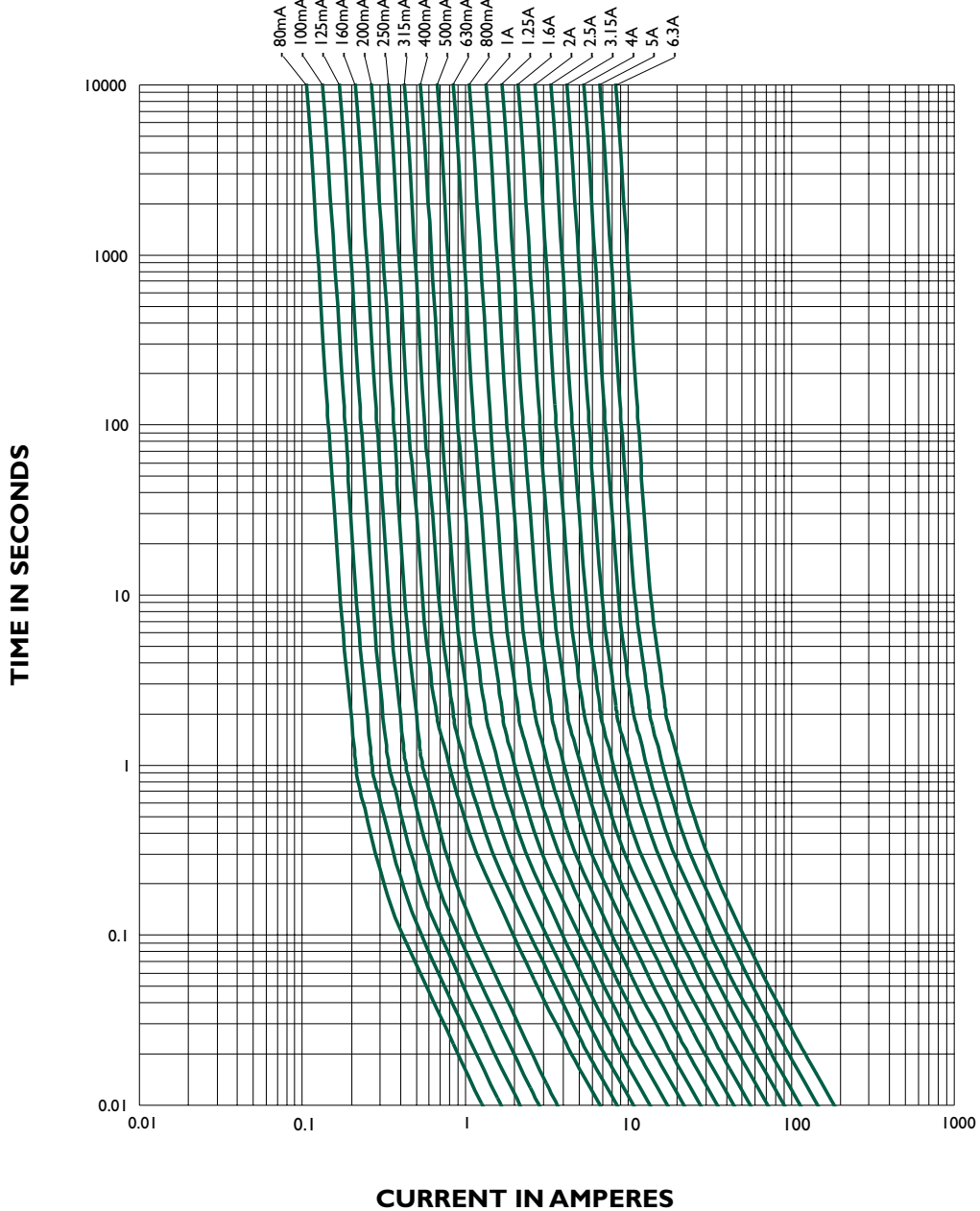


ORDERING INFORMATION SEE PAGES 67 & 68

Type MRT
Time Lag Radial Lead Micro Fuse Series

MRTC0801

MRT - TIME CURRENT CHARACTERISTIC CURVE



Specifications subject to change without notice

NOTE - see important information under "User Guide" on P.08

Corporate Office
Bel Fuse Inc.
 206 Van Vorst Street, Jersey City, NJ 07302
 Tel: 201-432-0463
 Fax: 201-432-9542
 E-Mail: belfuse@belfuse.com
 Website: www.belfuse.com

Far East Office
Bel Fuse Ltd.
 8F/8 Luk Hop Street
 San Po Kong
 Kowloon, Hong Kong
 Tel: 852-2328-5515
 Fax: 852-2352-3706

European Office
Bel Fuse Europe Ltd.
 Preston Technology Management Centre
 Marsh Lane, Preston PR1 8UD
 Lancashire, U.K
 Tel: 44-1772-556601
 Fax: 44-1772-888366